

2019 My Performance Plan for Korina Han Lim

E2E DQ Report - Guide UI Implementation to
PowerBI Report

01/31/2019-11/15/2019





Data Manager - Data Library Status

Data Library Name	DLDM Audits	QDM Audits	Status Flag
DP DataLibrary-Billing-Consumer	0	55	RED
DP DataLibrary-Credit and Collections	0	10	RED
DP DataLibrary-Account - Consumer	123	0	GREEN
DP DataLibrary-Advertising	0	0	GREEN
DP DataLibrary-Billing-Consumer	0	219	GREEN
DP DataLibrary-Common Browsing	9	5	GREEN
DP DataLibrary-Common Location	51	0	GREEN
DP DataLibrary-Credit and Collections	0	130	GREEN
DP DataLibrary-Customer Contact - Consumer	24	0	GREEN
DP DataLibrary-Customer Preference	41	27	GREEN
DP DataLibrary-Identity	100	0	GREEN
DP DataLibrary-Order and Provisioning - Consumer	33	176	GREEN
DP DataLibrary-Viewership	257	30	GREEN
DP DataLibrary-Workforce Hierarchy	2	0	GREEN

[Click Here for Detailed Report](#)



DATA MANAGER - DATA LIBRARIES DAILY REPORT



SELECT THE DATA LIBRARY TO VIEW THE REPORT

DP DataLibrary-Customer Preference

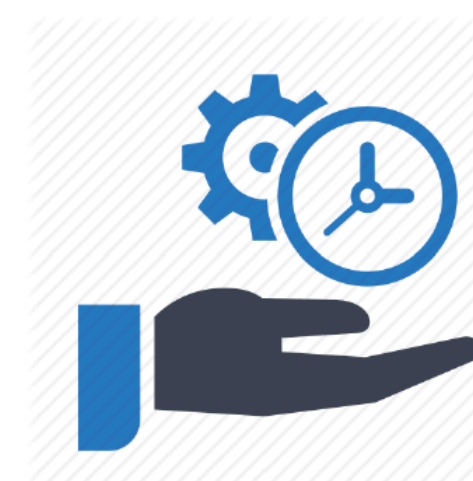
AOTS



Total - 10 Tickets

Severity	Ticket Count
2	7
3	3
1	0

SLA



SLA is Met for: 9/13 Tables

AUDITS



Total: 68 Audits

Audit Summary

41
DLDM Audits
27
QDM Audits

DLDM

Completeness 2
Consistency 26
Integrity 0
Not Classified 2
Validity

QDM

Completeness 14
Consistency 5
Integrity 8
Not Classified 0
Validity

USAGE



of Tables by Platform

Hadoop KM
18
Teradata eCDW
41
Vertica eCDW
14

Size : 3.03 TB

Usage: 242
users/17669 access
counts in May-2019



Usage Metrics report for DP DataLibrary-Customer Preference

[HOME](#)

Usage Summary

System Name	Size in TB	# of Tables
Hadoop KM	1.60	18
Teradata eCDW	0.78	42
Vertica eCDW	0.66	14
Total	3.03	73

Total Size

3.03 TB

Total Object Access Count

17669

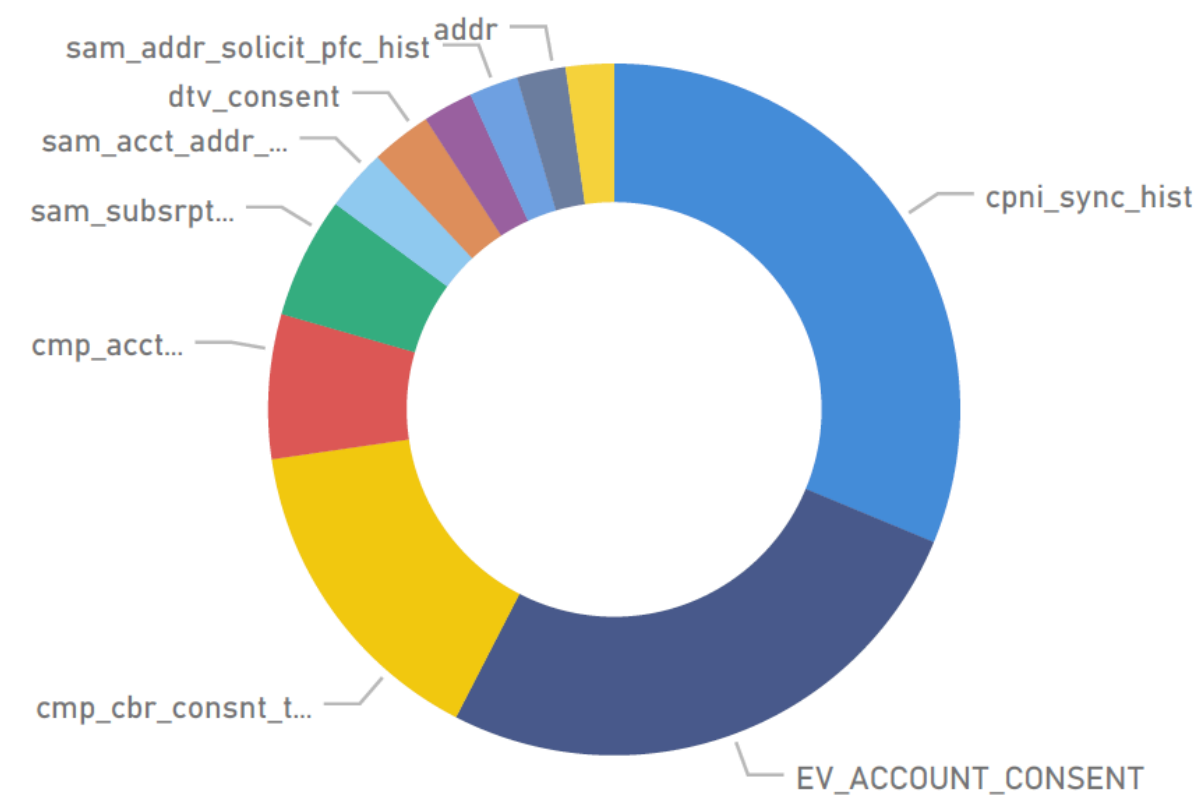
of Users

242

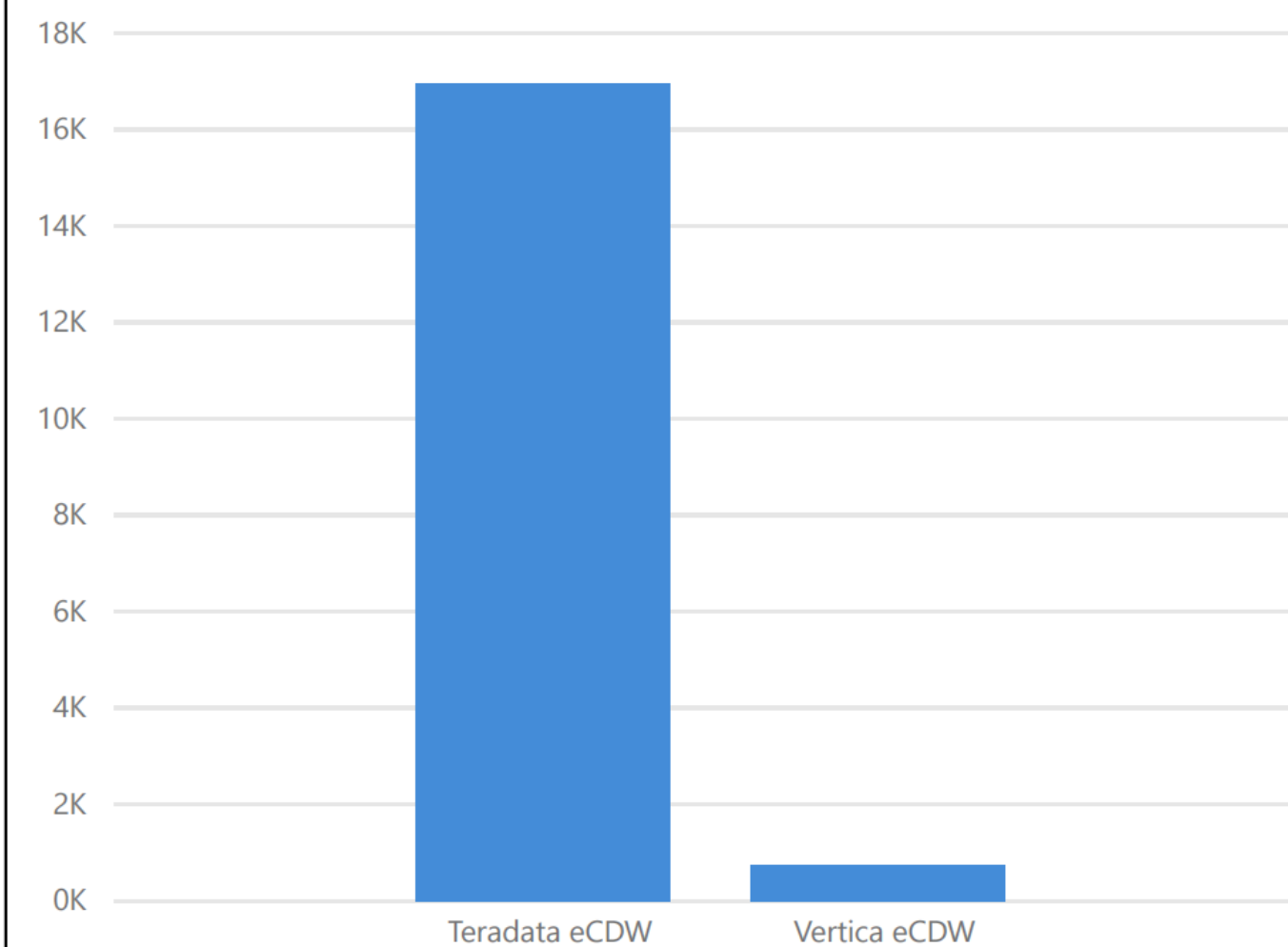
User Query Counts

System Name	Query Counts	#of Users
Teradata eCDW	109115344	4371
Vertica eCDW	8703931	623
Total	117819275	4519

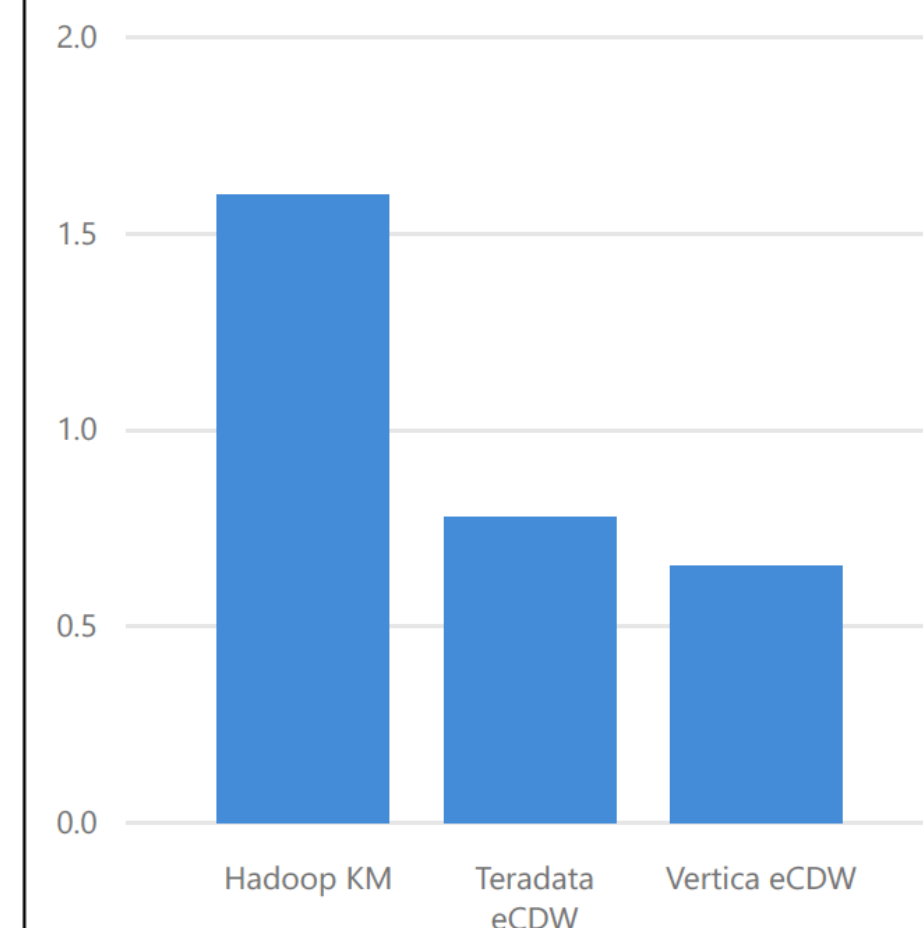
Top Tables based on Size Bytes



Object Access Count Stats



Size Utilized by Objects in different Systems



SLA report for DP DataLibrary-Customer Preference

HOME



SLA Summary

PLATFORM	Table Name	Abbreviated TABLE Description	SLA Met?	Time Loaded
DATALAKE	cust_consnt_elctn_hist	Customer Consent Elections	Y	6/25/2019 5:07:00 AM
DATALAKE	era_details	Enhanced Relevant Advertising Consent	Y	6/25/2019 5:07:00 AM
Teradata	acct_cpni_hist	Acct-level info for each CPNI	N	
Teradata	acct_cpni_hist	Acct-level info for each CPNI	Y	6/24/2019 8:17:00 PM
Teradata	acct_cpni_hist	Acct-level info for each CPNI	Y	6/24/2019 8:23:00 PM
Teradata	cpni_sync_hist	Correlation w/ CPNI key & Cust acct key.	N	
Teradata	cpni_sync_hist	Correlation w/ CPNI key & Cust acct key.	Y	6/24/2019 8:22:00 PM
Teradata	cpni_sync_hist	Correlation w/ CPNI key & Cust acct key.	Y	6/24/2019 8:30:00 PM
Teradata	mdncn_dnc	Cust Billing Telephone # w/ do not call pref.	Y	6/24/2019 8:25:00 PM
Teradata	tccc031_email_address_overall	List of latest Email Addresses	Y	6/25/2019 1:32:00 AM
Teradata	tccc034_cmpny_rptd_cust_prfrnc	Email address with customer pref.	Y	6/25/2019 1:32:00 AM



QDM/DLDM Audit report for DP DataLibrary-Customer Preference

HOME

AUDIT SUMMARY

Data Library	Quality Dimension	DLDM Audit Count	QDM Audit Count	Status Flag
DP DataLibrary-Customer Preference	Completeness	2	14	GREEN
DP DataLibrary-Customer Preference	Consistency	26	5	GREEN
DP DataLibrary-Customer Preference	Integrity	0	8	GREEN
DP DataLibrary-Customer Preference	Not Classified	2	0	GREEN
DP DataLibrary-Customer Preference	Validity	11	0	GREEN
Total		41	27	

QDM Audits



DLDM Audits

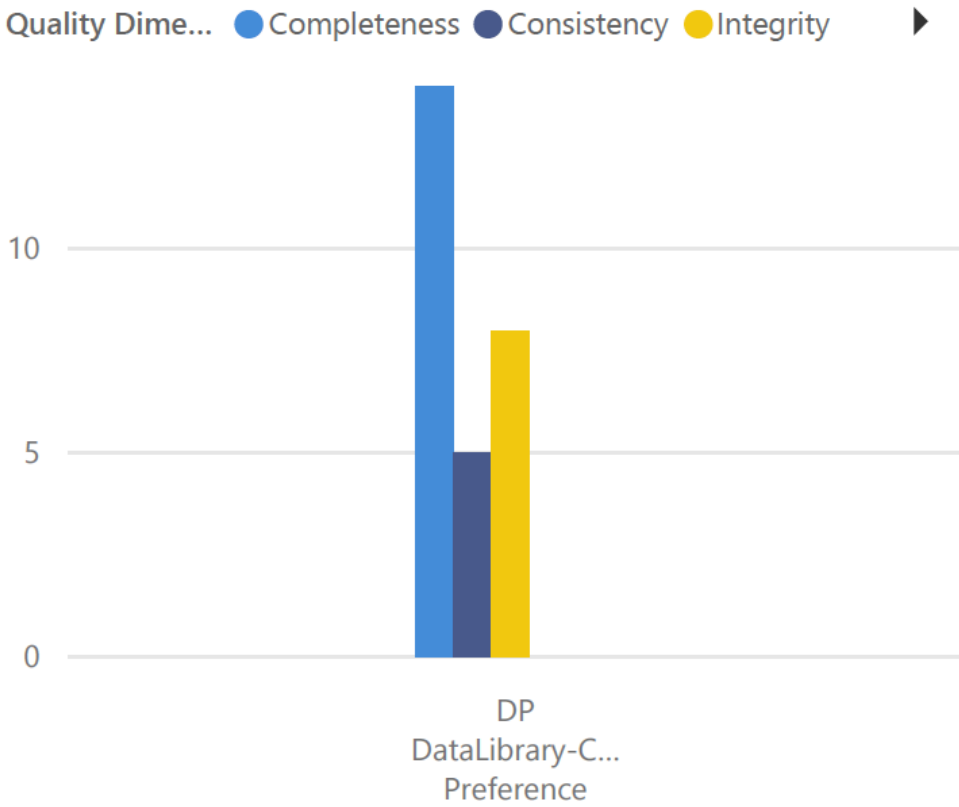


For more info click on below links to access the respective audit portal -

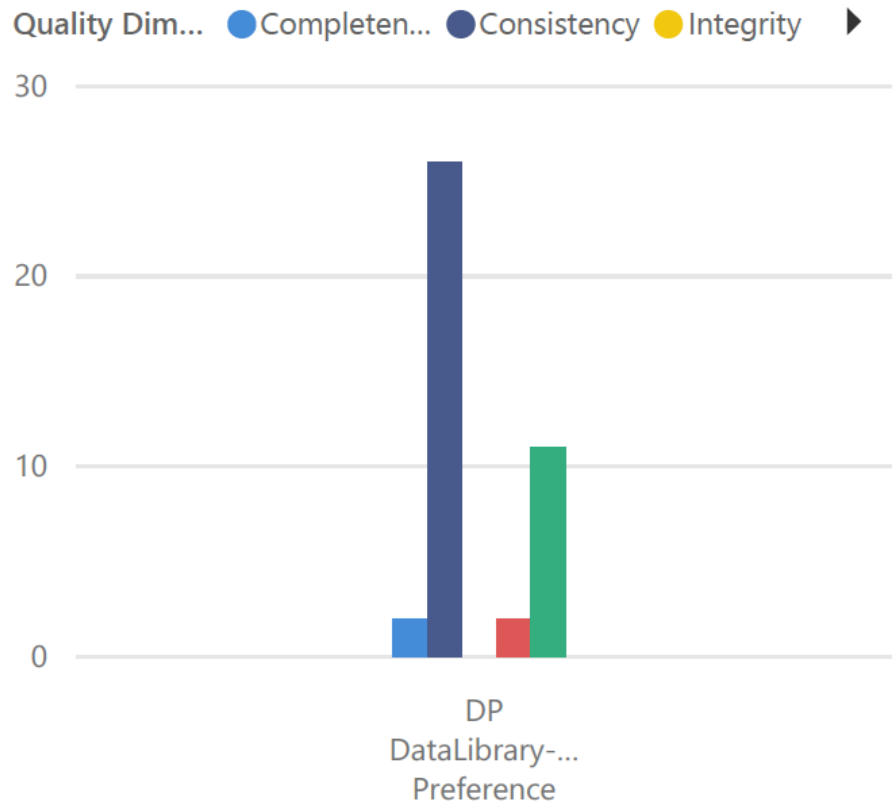
QDM Audit Portal

DLDM Audit Portal

QDM Audit - Quality



DLDM Audit - Quality



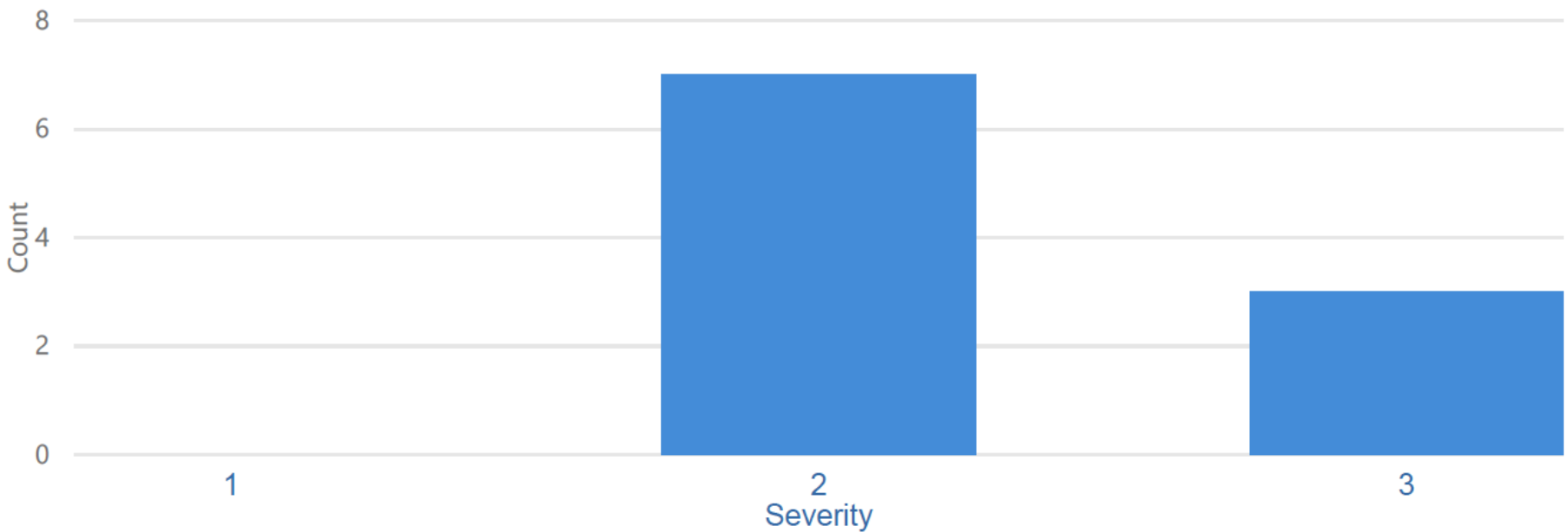
AOTS Ticket stats for DP DataLibrary-Customer Preference

HOME

Total# of Tickets

10

Count of Tickets by Severity



AOTS Tickets Summary

Data Library	Severity Count of Tickets	
DP DataLibrary-Customer Preference	1	0
DP DataLibrary-Customer Preference	2	7
DP DataLibrary-Customer Preference	3	3
Total	10	

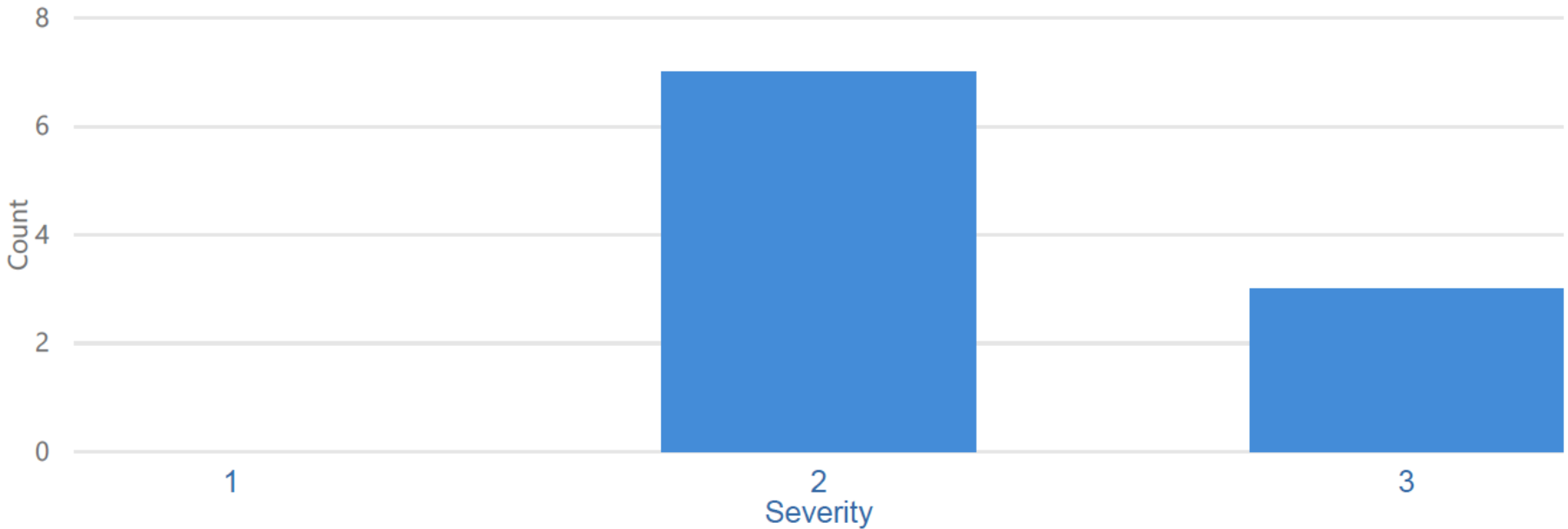
AOTS Ticket stats for DP DataLibrary-Customer Preference

HOME

Total# of Tickets

10

Count of Tickets by Severity



AOTS Tickets Summary

Data Library	Severity Count of Tickets	
DP DataLibrary-Customer Preference	1	0
DP DataLibrary-Customer Preference	2	7
DP DataLibrary-Customer Preference	3	3
Total	10	

Review with developer
with dashboard make
AT&T standarlization.

AT&T

Data Quality DPE Daily Data Library Report

Report

AOTS

SLA

Audits

Usage

Usage for Period: 1/1/2019 to 12/31/2019

System Name	Size in TB	# of Tables
Vertica eCDW	187.4	589
Vertica DWS	0.5	25
Teradata EDW	32.2	233
Total	395.6	5428

Total Size

395.6

TB

of Users

7208

Total Object Access Count

48M

Top tables based on Access Counts (Teradata and Vertica)

ALL ☒ SLA

Data Library	Database Name	Table Name
Billing-Consumer	USAGE	TCTU007_US.
Customer Contact - Consumer	EDWDB	ACCT
Customer Contact - Consumer	EDWDB	SUBSRPTN
Customer Contact - Consumer	EDWDB	PRTY_NM
Customer Contact - Consumer	EDWDB	PRD
Customer Contact - Consumer	EDWDB	ACCT_SUBSR
Customer Contact - Consumer	EDWDB	SUBSRPTN_P
Customer Contact - Consumer	EDWDB	SUBSRPTN_S
Customer Contact - Consumer	EDWDB	LOC_ADDR
Billing-Consumer	EDWVIEWS	BL_STMNT_S
Customer Contact - Consumer	EDWDB	PRTY

Object Access Count Stats (Teradata and Vertica)

System	Access Count
Teradata EDW	36M
Vertica eCDW	10M
Teradata ABS	2M
Vertica DWS	0M

Select the data library to view the report

All

Date Filter

1/1/2019

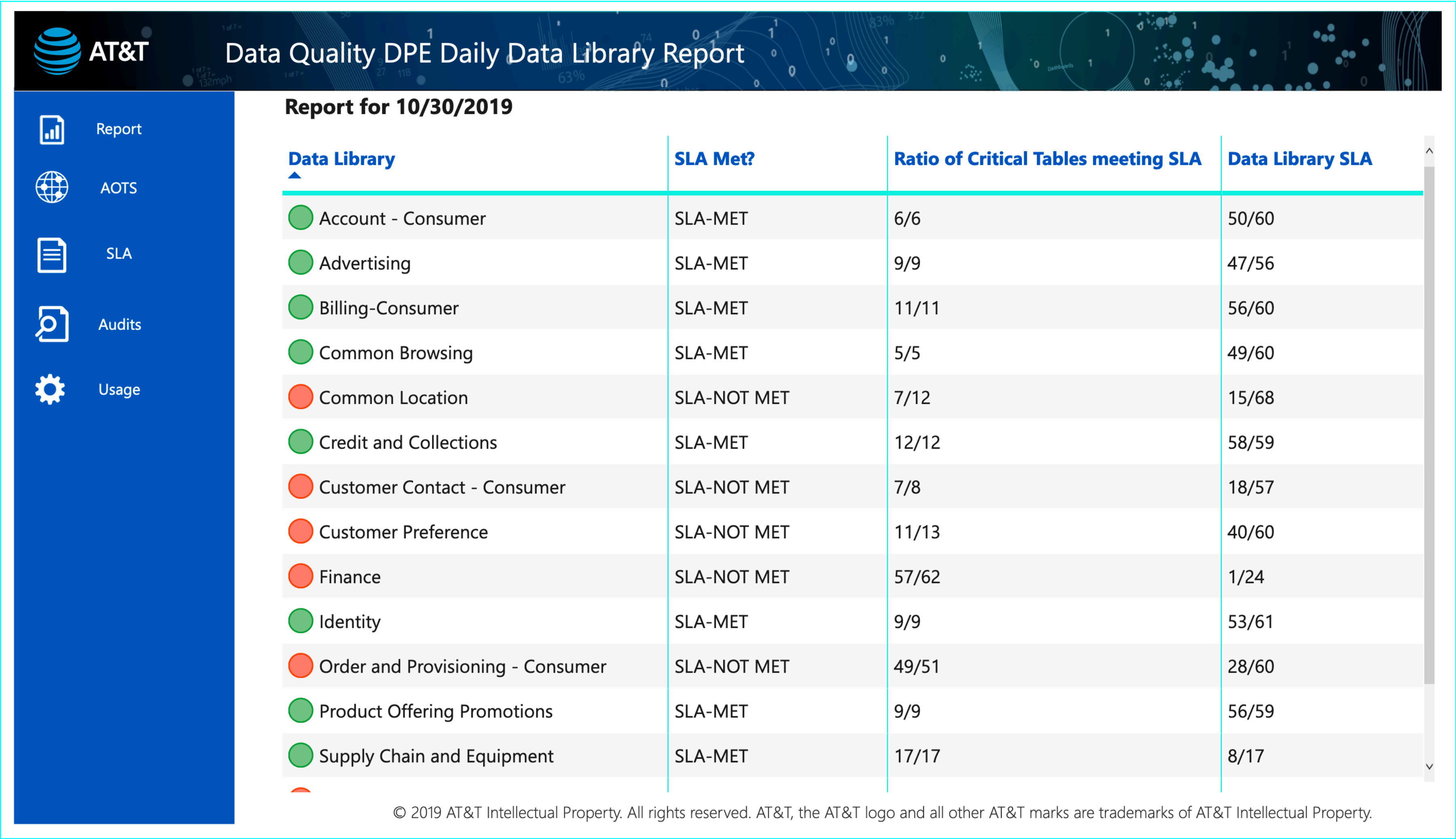
12/31/2019

Apply

User Access Summary

Name	ATTUID	BU/Department Name
A SRIKAR	AS608S	GLOBAL TECHNOLOGY & OPERATIONS
A SRIKAR	AS608S	GLOBAL TECHNOLOGY & OPERATIONS
A SRIKAR	AS608S	GLOBAL TECHNOLOGY & OPERATIONS
A SRIKAR	AS608S	GLOBAL TECHNOLOGY & OPERATIONS
A SRIKAR	AS608S	GLOBAL TECHNOLOGY & OPERATIONS
A SRIKAR	AS608S	GLOBAL TECHNOLOGY & OPERATIONS
A SRIKAR	AS608S	GLOBAL TECHNOLOGY & OPERATIONS
A SRIKAR	AS608S	GLOBAL TECHNOLOGY & OPERATIONS
A SRIKAR	AS608S	GLOBAL TECHNOLOGY & OPERATIONS
A SRIKAR	AS608S	GLOBAL TECHNOLOGY & OPERATIONS
A SRIKAR	AS608S	GLOBAL TECHNOLOGY & OPERATIONS
A SRIKAR	AS608S	GLOBAL TECHNOLOGY & OPERATIONS
A SRIKAR	AS608S	GLOBAL TECHNOLOGY & OPERATIONS
A SRIKAR	AS608S	GLOBAL TECHNOLOGY & OPERATIONS
A SRIKAR	AS608S	GLOBAL TECHNOLOGY & OPERATIONS
A SRIKAR	AS608S	GLOBAL TECHNOLOGY & OPERATIONS
A SRIKAR	AS608S	GLOBAL TECHNOLOGY & OPERATIONS

© 2019 AT&T Intellectual Property. All rights reserved. AT&T, the AT&T logo and all other AT&T marks are trademarks of AT&T Intellectual Property.





Data Quality DPE Daily Data Library Report

Usage for Period: 1/1/2019 to 12/31/2019

Maturity Level: N/A Version: N/A



Report



AOTS



SLA



Audits



Usage



Data Library Status



AOTS

Total

93

Active Tickets

SLA

SLA is met today for

282/301

Critical Tables

Audits

Total

3076

DLDM Audits

2199

877
QDM Audits

Total Size

395.6

TB

#Tables

3766



1229

teradata.

589

VERTICA



7208

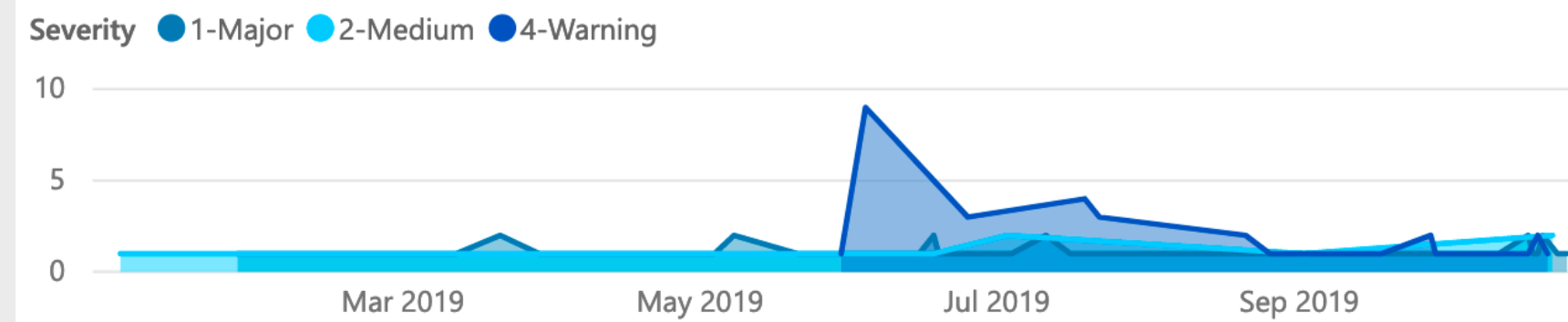
Users



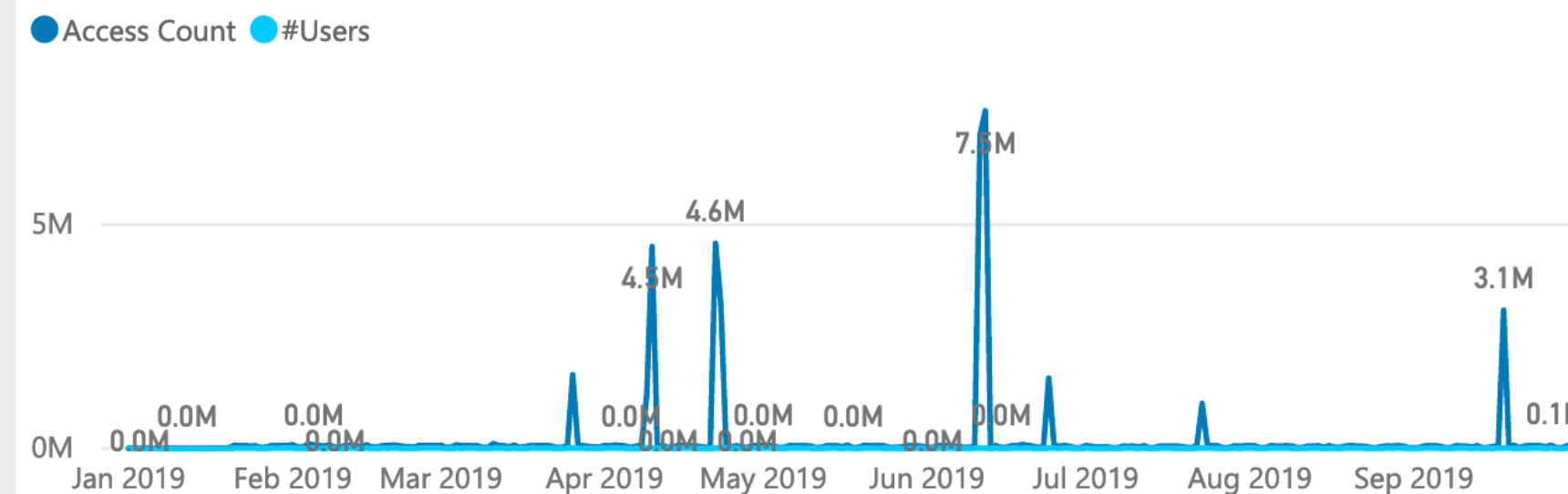
48M

Access

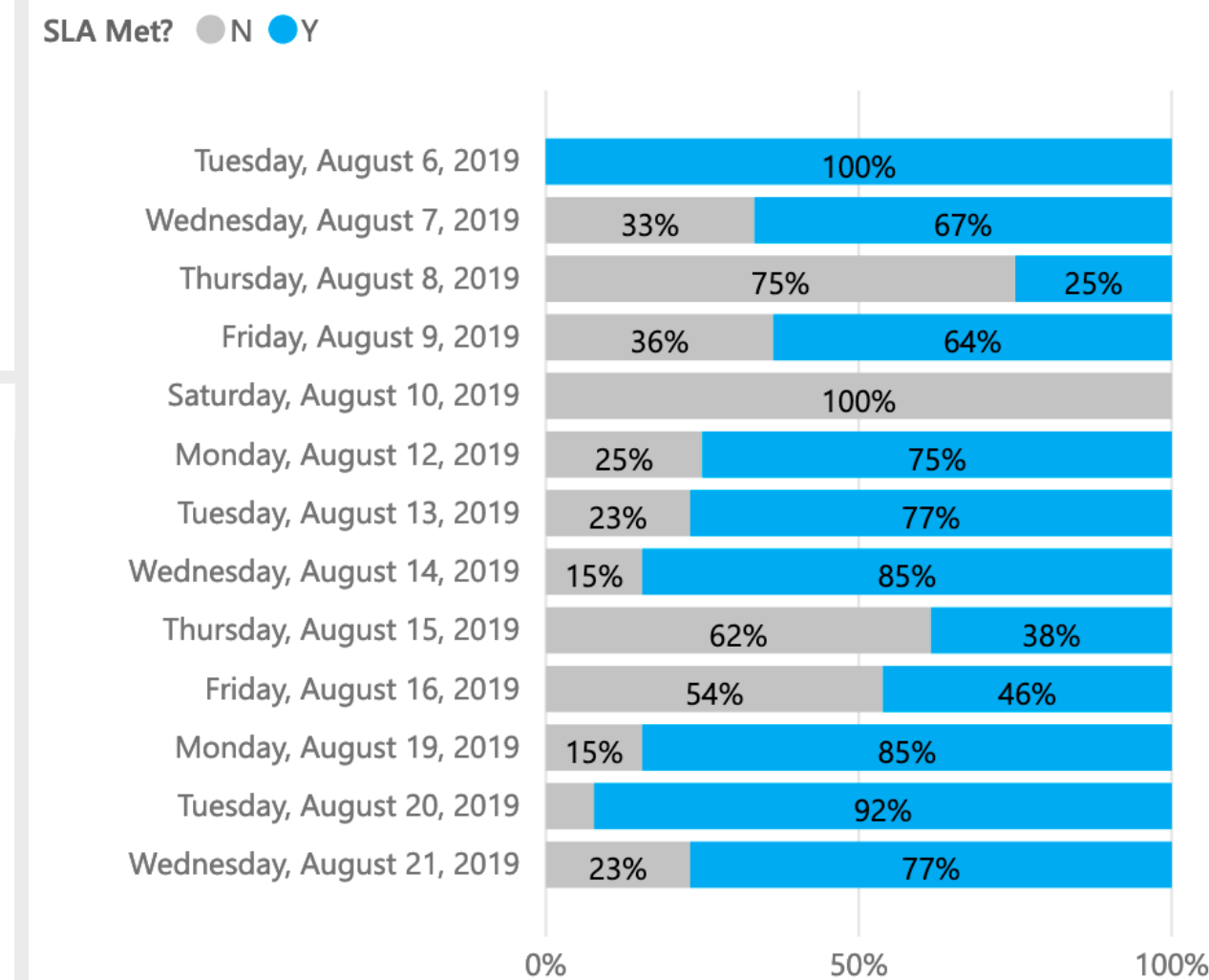
AOTS Ticket Trend - 2019



Object Access Count Trend for selected Period -Teradata and Vertica



SLA Trend for selected Period



© 2019 AT&T Intellectual Property. All rights reserved. AT&T, the AT&T logo and all other AT&T marks are trademarks of AT&T Intellectual Property.

Data Library SLA Status

DM Data Library - Overview

SLA

Usage

Audits

AOTS



Data Quality DPE Daily Data Library Report

Maturity Level: N/A Version: N/A

Report

Data Library Status

AOTS

SLA

Audits

Usage

AOTS



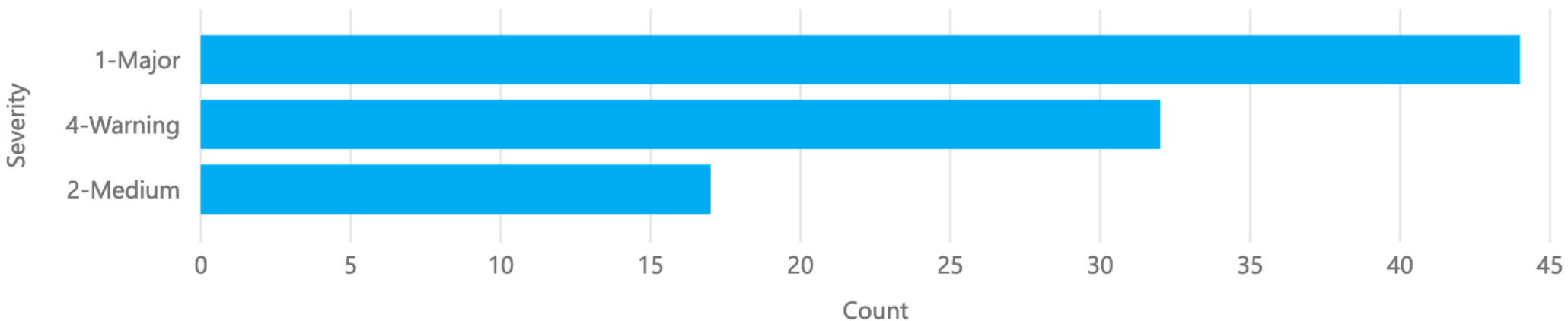
Total

93

Active Tickets

2019 ☒ Before 2019

of Tickets by Severity



Summary of Tickets opened in 2019

Data Library	Ticket#	URL	Work Queue	Status	Severity	Ticket_Open_Date	Impacted Audit
Product Offering Promotions	000000260674474	🔗			1-Major	Saturday, May 4, 2019	IMDM: Daily Trending to cor
Product Offering Promotions	000000260868739	🔗			1-Major	Wednesday, May 8, 2019	IMDM: Daily Trending to cor
Billing-Consumer	000000262875176	🔗			1-Major	Saturday, June 8, 2019	VERT BHM: Reconciliation of
Billing-Consumer	000000254342476	🔗			2-Medium	Wednesday, January 2, 2019	Total payment receipt amou
Billing-Consumer	000000259614946	🔗	BIDW-T3-CORE-FINC-BIGDATA	Active	1-Major	Wednesday, April 17, 2019	DLBHM: Reconciliation of co
Billing-Consumer	000000263414203	🔗	BIDW-T3-CORE-FINC-BIGDATA	Active	1-Major	Tuesday, June 18, 2019	DLBHM:Reconciliation of sur
Dispatch	000000265376160	🔗	BIDW-T3-CORE-FINC-BIGDATA	Active	1-Major	Thursday, July 25, 2019	DLBHM: Referential intgrty c
Dispatch	000000266974247	🔗	BIDW-T3-CORE-FINC-BIGDATA	Active	4-Warning	Wednesday, August 21, 2019	Data Validty check for bpmr
Dispatch	000000266974247	🔗	BIDW-T3-CORE-FINC-BIGDATA	Active	4-Warning	Wednesday, August 21, 2019	DLBHM: Reconciliation of co
Billing-Consumer	000000270142498	🔗	BIDW-T3-CORE-FINC-BIGDATA	Active	4-Warning	Friday, October 18, 2019	DLBHM:Reconciliation of cor
Customer Preference	000000269860717	🔗	BIDW-T3-DTR-CPSYNC	Active	1-Major	Saturday, October 12, 2019	Reconciliation OF ACCOUNT
Customer Preference	000000260231614	🔗	BIDW-T3-DTR-CPSYNC	Active	2-Medium	Sunday, April 28, 2019	Reconciliation OF ACCOUNT
Credit and Collections	000000256880679	🔗	BIDW-T3-JJJ-CCDM	Active	1-Major	Tuesday, February 26, 2019	Reconciliation of sum of begv

© 2019 AT&T Intellectual Property. All rights reserved. AT&T, the AT&T logo and all other AT&T marks are trademarks of AT&T Intellectual Property.

Data Library SLA Status

DM Data Library - Overview

SLA

Usage

Audits

AOTS



Data Quality DPE Daily Data Library Report

Report

AOTS

SLA

Audits

Usage



Data Library Status



SLA

SLA is met for



9/9

Critical Tables

SLA Met? ● Y

100%

50%

0%

Source System wise SLA status

(Blank)

SLA SUMMARY Report for 10/30/2019

Data Library	Table Name	Abbreviated Table Description	Last Loaded	SLA met?	Source Platform	Source Data Description
Advertising	ae_network_list		2019-09-11 09:00	Y		
Advertising	campaign_details		2019-09-11 09:00	Y		
Advertising	campaign_updates		2019-09-11 09:00	Y		
Advertising	fw_all_book_campaign_audit_v4		2019-10-29 18:00	Y		
Advertising	fw_comp_ad_unit_v4		2019-10-29 18:00	Y		
Advertising	fw_comp_creative_rendition_v4		2019-10-29 18:00	Y		
Advertising	fw_comp_site_section_v4		2019-10-29 18:00	Y		
Advertising	fw_comp_video_asset_v4		2019-10-29 18:00	Y		
Advertising	fw_v4_imp_log		2019-10-29 18:00	Y		

© 2019 AT&T Intellectual Property. All rights reserved. AT&T, the AT&T logo and all other AT&T marks are trademarks of AT&T Intellectual Property.



Data Quality DPE Daily Data Library Report



Report



AOTS



SLA



Audits



Usage



Data Library Status



For more info click on below links to access the respective audit portal -

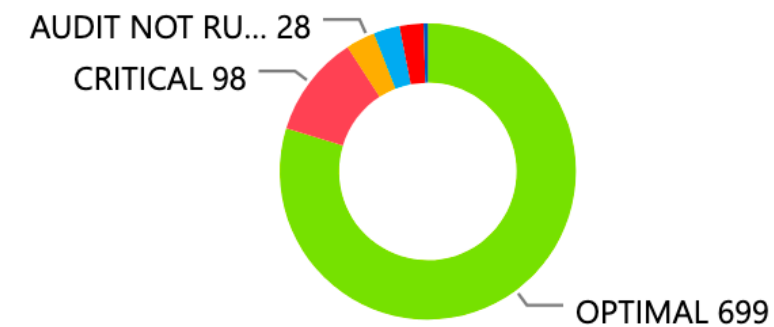


QDM AUDIT PORTAL



DLDM AUDIT PORTAL

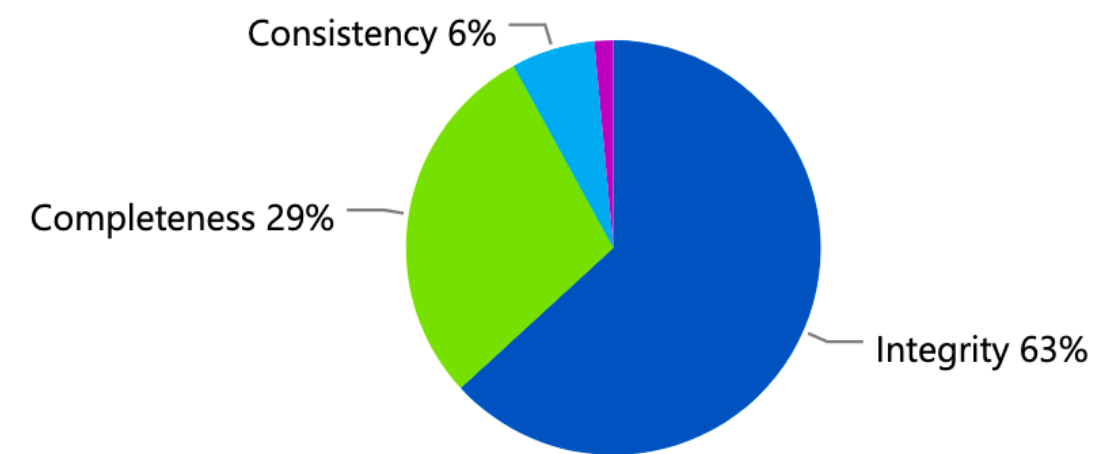
QDM AUDITS



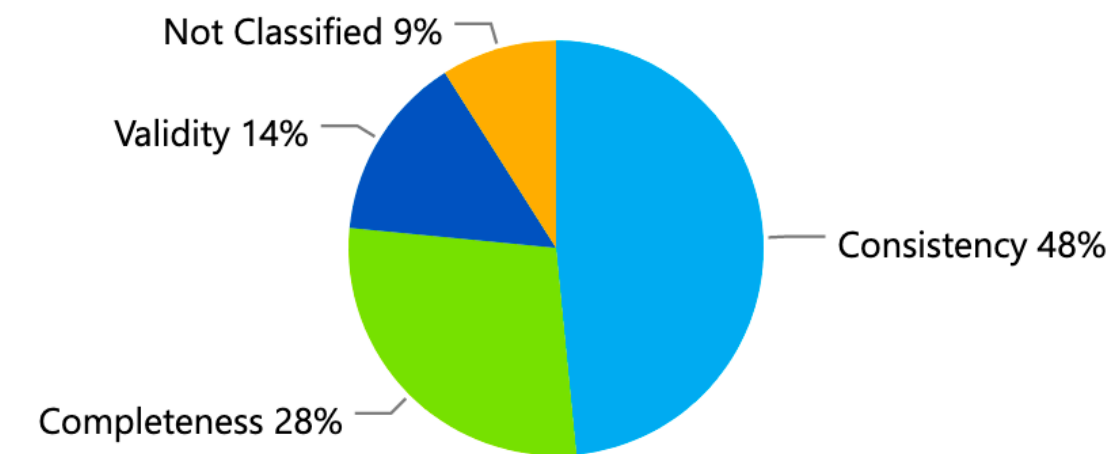
DLDM AUDITS

2199

QDM AUDIT - QUALITY



DLDM AUDIT - QUALITY



AUDIT SUMMARY:

QDM

Data Library	Audit#	Audit Name	
Order and Provisioning - Consumer	1106016	SAL Data validity check on LAST_CHANGE_DATE attribute in OPUS-DEBT_DETAILS and poss_debt_dtl on eCDW	C
Billing-Consumer	1104052	A Control between MR2000 and EDW to validate Product Quantity by Charge Code	V

DLDM

Data Library	Audit#	Audit Name	Database Name	Table Name
Dispatch	3110	Blank/Null Count	ddsfs_gold	60days_job_h
Viewership	1720	Blank/Null Count	qkply_gold	account
Viewership	1721	Blank/Null Count	qkply_gold	account
Account - Consumer	2719	Blank/Null Count	ddsdmsn_gold	acct_sub_mot

© 2019 AT&T Intellectual Property. All rights reserved. AT&T, the AT&T logo and all other AT&T marks are trademarks of AT&T Intellectual Property.

Usage for Period: 1/1/2019 to 12/31/2019

System Name	Size in TB	# of Tables
Vertica eCDW	187.4	589
Vertica DWS	0.5	25
Teradata EDW	32.2	233
Total	395.6	5428



Total Size

395.6

TB



of Users

7208



Total Object

Access Count
48M

Filter User Access by Table

All

User Access Summary

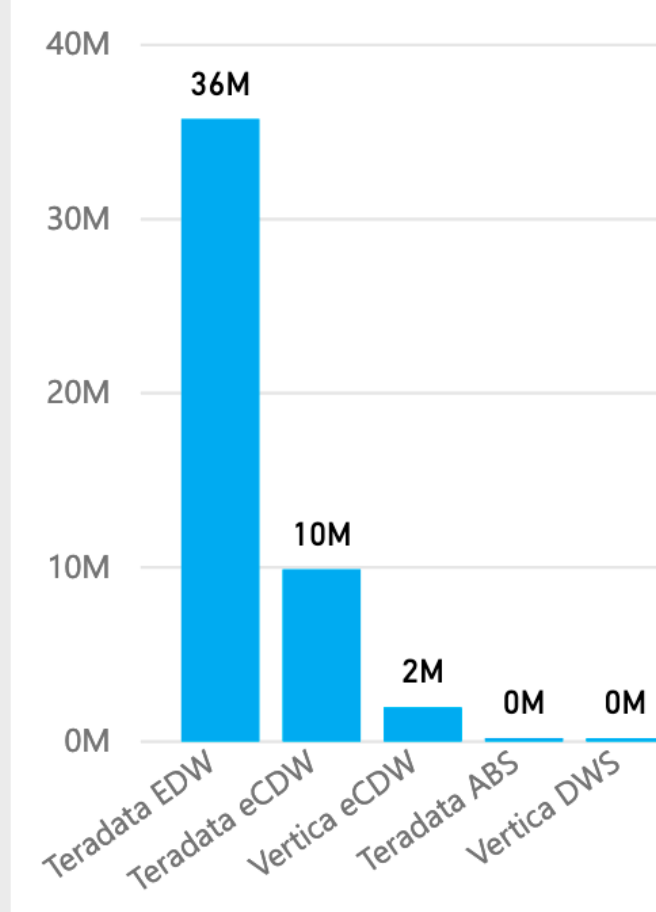
[illegible]

Top tables based on Access Counts (Teradata and Vertica)

ALL ☒ SLA

Data Library	Database Name	Table Name
Billing-Consumer	USAGE	TCTU007_US
Customer Contact - Consumer	EDWDB	ACCT
Customer Contact - Consumer	EDWDB	SUBSRPTN
Customer Contact - Consumer	EDWDB	PRTY_NM
Customer Contact - Consumer	EDWDB	PRD
Customer Contact - Consumer	EDWDB	ACCT_SUBSR
Customer Contact - Consumer	EDWDB	SUBSRPTN_P
Customer Contact - Consumer	EDWDB	SUBSRPTN_S
Customer Contact - Consumer	EDWDB	LOC_ADDR
Billing-Consumer	EDWVIEWS	BL_STMNT_S
Customer Contact - Consumer	EDWDB	PRTY

Object Access Count Stats (Teradata and Vertica)



© 2019 AT&T Intellectual Property. All rights reserved. AT&T, the AT&T logo and all other AT&T marks are trademarks of AT&T Intellectual Property.

Data Quality DPE Daily Data Library Report

Report

AOTS

SLA

Audits

Usage

Usage for Period: 1/1/2019 to 12/31/2019

System Name	Size in TB	# of Tables
Vertica eCDW	187.4	589
Vertica DWS	0.5	25
Teradata EDW	32.2	233
Total	395.6	5428

Total Size
395.6
TB

of Users
7208

Total Object Access Count
48M

Top tables based on Access Counts (Teradata and Vertica)

ALL ☒ SLA

Data Library	Database Name	Table Name
Billing-Consumer	USAGE	TCTU007_US
Customer Contact - Consumer	EDWDB	ACCT
Customer Contact - Consumer	EDWDB	SUBSRPTN
Customer Contact - Consumer	EDWDB	PRTY_NM
Customer Contact - Consumer	EDWDB	PRD
Customer Contact - Consumer	EDWDB	ACCT_SUBSR
Customer Contact - Consumer	EDWDB	SUBSRPTN_P
Customer Contact - Consumer	EDWDB	SUBSRPTN_S
Customer Contact - Consumer	EDWDB	LOC_ADDR
Billing-Consumer	EDWVIEWS	BL_STMNT_S
Customer Contact - Consumer	EDWDB	PRTY

Object Access Count Stats (Teradata and Vertica)

System	Access Count
Teradata EDW	36M
Teradata eCDW	10M
Vertica eCDW	2M
Teradata ABS	0M
Vertica DWS	0M

SELECT THE DATA LIBRARY TO VIEW THE REPORT

All

Date Filter

1/1/201912/31/2019

Apply

User Access Summary

Name	ATTUID	BU/Department Name
A SRIKAR	AS608S	GLOBAL TECHNOLOGY & OPERATIONS
A SRIKAR	AS608S	GLOBAL TECHNOLOGY & OPERATIONS
A SRIKAR	AS608S	GLOBAL TECHNOLOGY & OPERATIONS
A SRIKAR	AS608S	GLOBAL TECHNOLOGY & OPERATIONS
A SRIKAR	AS608S	GLOBAL TECHNOLOGY & OPERATIONS
A SRIKAR	AS608S	GLOBAL TECHNOLOGY & OPERATIONS
A SRIKAR	AS608S	GLOBAL TECHNOLOGY & OPERATIONS
A SRIKAR	AS608S	GLOBAL TECHNOLOGY & OPERATIONS
A SRIKAR	AS608S	GLOBAL TECHNOLOGY & OPERATIONS
A SRIKAR	AS608S	GLOBAL TECHNOLOGY & OPERATIONS
A SRIKAR	AS608S	GLOBAL TECHNOLOGY & OPERATIONS
A SRIKAR	AS608S	GLOBAL TECHNOLOGY & OPERATIONS
A SRIKAR	AS608S	GLOBAL TECHNOLOGY & OPERATIONS
A SRIKAR	AS608S	GLOBAL TECHNOLOGY & OPERATIONS
A SRIKAR	AS608S	GLOBAL TECHNOLOGY & OPERATIONS
A SRIKAR	AS608S	GLOBAL TECHNOLOGY & OPERATIONS
A SRIKAR	AS608S	GLOBAL TECHNOLOGY & OPERATIONS
A SRIKAR	AS608S	GLOBAL TECHNOLOGY & OPERATIONS
A SRIKAR	AS608S	GLOBAL TECHNOLOGY & OPERATIONS
A SRIKAR	AS608S	GLOBAL TECHNOLOGY & OPERATIONS
A SRIKAR	AS608S	GLOBAL TECHNOLOGY & OPERATIONS

© 2019 AT&T Intellectual Property. All rights reserved. AT&T, the AT&T logo and all other AT&T marks are trademarks of AT&T Intellectual Property.

16

© 2018 AT&T Intellectual Property. All rights reserved. AT&T and the AT&T logo are trademarks of AT&T Intellectual Property. AT&T Proprietary (Internal Use Only). Not for use or disclosure outside the AT&T companies except under written agreement. Any data shown is for FPO (for placement only) and does not reflect real data.